

You may prefer to replace *prompt*'s standard VM-605 'visor-mount' speakerphone with a BlueAnt z9i headset. These guidelines summarize basic operation of this headset.

### ▲ NOTE ▲

Use either the **VM-605** OR the **BlueAnt z9i**.  
Integrating both devices into a single *prompt* system is not supported.

### HEADSET SETUP

For all headset charging and pairing information, please refer to the instruction sheet [How to Set Up a \*prompt\* Pilot Group](#).

### HEADSET ON / OFF

#### TURN ON

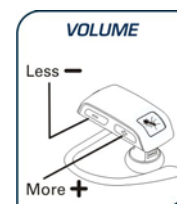
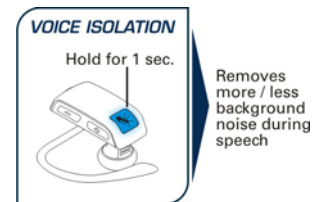
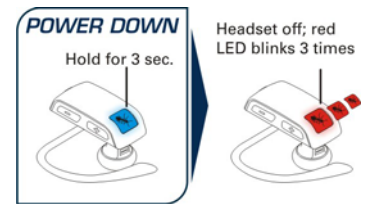
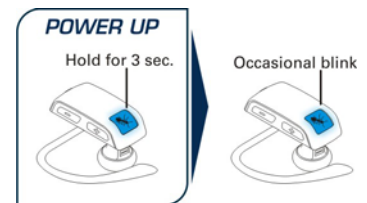
1. Hold the headset main button for 3 seconds, then wait.
2. When the headset is fully on, its LED will blink blue once every few seconds.

#### TURN OFF

With the *prompt* device off, out-of-range, or in *Good-Bye* mode, hold the headset main button for 3 seconds – the button LED will blink red 3 times to signify full shutdown.

### USING THE HEADSET

- ❑ *Prompt* automatically detects the headset when it is within range and turned on.
- ❑ Click the headset button to activate *prompt*. This cancels *Good-Bye* mode and enables voice commands.
- ❑ Click the headset button if you wish to start *Good-Bye* mode manually.
- ❑ Speak at a typical conversational volume and speed.
- ❑ For best results, use the headset's *Standard* Voice Isolation Mode (default). Toggle to *Max* only if the background noise level becomes extremely high. During use, hold the button for 1 second to toggle the mode.
- ❑ Use the two side buttons to control headset volume.
- ❑ Charge the headset periodically, or whenever the headset LED is red. Maximum talk time = 5½ hrs, maximum standby time = 200 hrs.



### NEED MORE HELP?

1-866-818-6637  
support@prompt-mobile.com